

HOW TO GET & REDEEM OFFERS

Step 1

CONNECT TO THE MANLY WHARF FREE WIFI

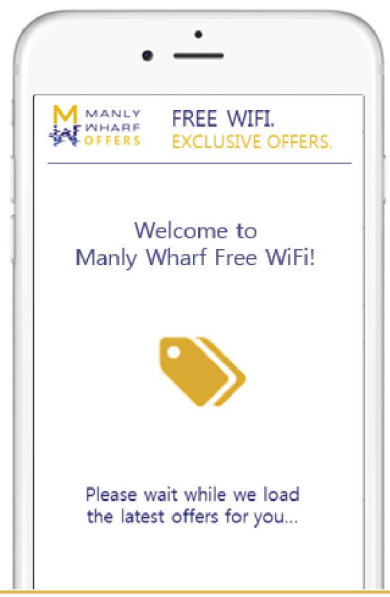
When you visit Manly Wharf, connect to the free public WiFi network:

Manly_Wharf_FreeWiFi

Register your details and connect. You'll then be able to browse exclusive offers from Manly Wharf merchants and other business through the portal:



<http://offers.manlywharf.com.au/>



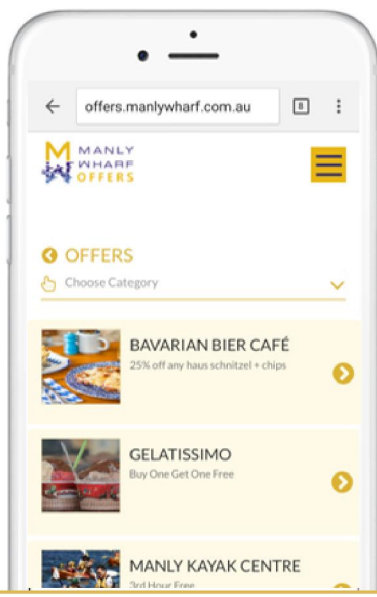
Step 2

CHECK WHAT'S ON

Simply go to the Manly Wharf Offers portal and you can browse through the latest offers, from food & drinks, to entertainment, clothing, beauty and more!

<http://offers.manlywharf.com.au/>

Always keep an eye out because we have new amazing offers brought to you every week!

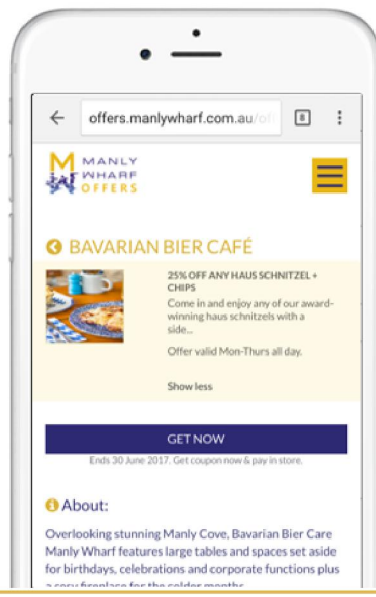


Step 3

GET THE OFFER

Once you've had a look through all offers and decided which one you want to get, all you have to do is click on the **"GET NOW"** button.

A coupon will be stored automatically on your "virtual wallet", which can be easily accessed through the side menu on **"MY COUPONS"**. All the coupons you've downloaded will be stored there and you'll be able to see which coupons you've already redeemed and which ones you haven't redeemed yet.



Step 4

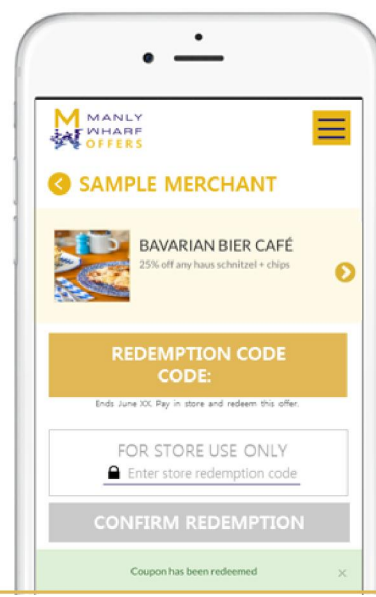
REDEEM THE COUPON

Go to **"MY COUPONS"**, find the offer you wish to redeem and click on the **"REDEEM NOW"** button.

After that, go to the store* and show your coupon to a staff member. They will enter a redemption code straight into your device and you'll then proceed to pay the discounted price.

Enjoy the benefits and make the most of Manly Wharf Offers!

*Note: you need to do this process in-store with a staff member.



DONE! ✓

